



EDGE WAVE LIGHT GREY GLOSS

EDGE

The EDGE brings trendy urban touch to any wall. With myriad of available combinations, Edge work effortlessly in any project. Whether to dress up existing area or new, EDGE is a designer dreams come true.

P: 07 3399 6575 | E: sales@stone3.com.au

Shop 3/229 Junction Road, Cannon Hill QLD 4170

STONE3.COM.AU

STONE3
— TILES + SURFACES —

EDGE

Available in eight options of neutral and on trend colours, the EDGE glazed ceramic wall tile is the ideal fit for residential or light commercial projects.

With its unique size and cushioned edges, The EDGE subway tile range not only looks good on your wall but also easy to lay.



*Tiles may vary in sizing, weight, colour, pattern, veining, texture, durability, density, surface and finish from batch to batch. Slip ratings serve as an indication and may vary for each batch of tiles. It is recommended that a new test be performed for each batch of tiles if a slip rating certificate is required. The product images shown are for illustration purposes only and are not an exact representation of the product.

FRAME

WAVE

NATIONAL AVAILABILITY




WHITE



LIGHT GREY



DARK GREY



DARK BLUE




BLACK




DARK GREEN



LIGHT GREEN



PINK




WHITE



LIGHT GREY



DARK GREY




DARK BLUE




BLACK



DARK GREEN



LIGHT GREEN



PINK

MATT
68x280

GLOSS
68x280

10
YEAR

10 YEAR
WARRANTY



CUSHIONED
EDGES



EDGE WAVE PINK GLOSS

P: 07 3399 6575 | E: sales@stone3.com.au

Shop 3/229 Junction Road, Cannon Hill QLD 4170

STONE3.COM.AU

